




ELITE
COLLECTION



ELITE COLLECTION

Composed of different design, where its alluring veined patterns speak to refined taste and discernment.

Stylish, elegance and eternal charm, Elite Collection, the ideal solution for covering an interior to create light-filled and soft atmospheres.

ELITE COLLECTION

INDEX

LUX | polished . matt* | 60x120cm . 80x80cm . 60x60cm


*only for GLX03, GLX06, GLX07, GLX09, GLX14, GLX17, GLX76& GLX77
THICKNESS: 9.5mm THICKNESS: 9mm THICKNESS: 8.5mm



GLX01 Calacatta
60x120cm . 60x60cm
polished



GLX03 Arctic
60x120cm . 60x60cm
polished . matt



GLX04 Verde
60x120cm . 60x60cm
polished



GLX06 White
60x120cm . 60x60cm
polished . matt



GLX07 Spider
60x120cm . 80x80cm . 60x60cm
polished . matt



GLX09 Absolute White
60x120cm . 60x60cm
polished . matt



GLX11 Marble White
60x120cm . 60x60cm
polished



GLX12 Marble Grey
60x120cm . 60x60cm
polished



GLX13 Marble Black
60x120cm . 60x60cm
polished



GLX14 Marble Pulpis
60x120cm . 60x60cm
polished . matt



GLX15 Grigio
60x120cm . 60x60cm
polished




GLX17 Arctic Grey
60x120cm . 60x60cm
polished . matt



GLX76 Velvet White
60x120cm . 80x80cm . 60x60cm
polished . matt



GLX77 Alaska White
60x120cm . 60x60cm
polished . matt



GLX90 Nero Merquina
60x120cm . 60x60cm
polished

Natural & Abstract | polished | 60x120cm . 60x60cm

THICKNESS: 9.5mm THICKNESS: 8.5mm



GNB33 Panda White
60x120cm . 60x60cm
polished



GNB21 Bone
60x120cm . 60x60cm
polished



GNB22 Taupe
60x120cm . 60x60cm
polished



GNB23 Ash
60x120cm . 60x60cm
polished



GNB35 Lavish White
60x120cm
polished

Nustone | polished | 60x60cm

THICKNESS: 9mm



GNU01 Pearl White
60x60cm
polished



GNU03 Pearl Grey
60x60cm
polished



GNU04 Pearl Black
60x60cm
polished

Estilo | polished | 60x60cm

THICKNESS: 8.2mm



GMA81 Jane
60x60cm
polished



GMA82 Alice
60x60cm
polished

Marmo 2.0 | polished | 80x80cm . 60x60cm

THICKNESS: 9.5mm THICKNESS: 8.2mm



GM212 Ivory
80x80cm . 60x60cm
polished

SHADE VARIATION

- V1** Uniform
- V2** Slightly Noticeable
- V3** Moderately Noticeable
- V4** Distinctly Noticeable

APPLICATION

- Wall Application
- Floor Application

Residential light traffic area for internal and very suitable for wall application.

LUX | GLX01 Calacatta



60x120cm
polished
▼
9.5mm
▲



60x60cm
polished
▼
8.5mm
▲



ELITE
COLLECTION / LUX

LUX | GLX03 Arctic




60x120cm
polished . matt
▼
9.5mm
▲



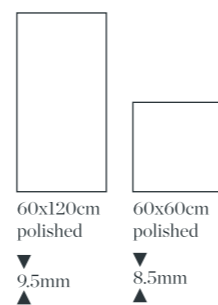
60x60cm
polished . matt
▼
8.5mm
▲



LUX | GLX04 Verde



60x120 cm



ELITE
COLLECTION / LUX

LUX

| GLX06 White




60x120cm
polished . matt

▼
9,5mm
▲



60x60cm
polished . matt

▼
8,5mm
▲



LUX | GLX07 Spider




60x120cm
polished . matt
▼
9.5mm
▲



80x80cm
polished . matt
▼
9.0mm
▲




60x60cm
polished . matt
▼
8.5mm
▲



LUX | GLX09 Absolute White




THICKNESS



60x120cm
.polished
.matt

9.5mm



60x60cm
.polished
.matt

8.5mm



LUX | GLX11 Marble White



60x120cm
polished
▼
9.5mm
▲



60x60cm
polished
▼
8.5mm
▲



LUX | GLX12 Marble Grey



60x120cm
polished
▼
9.5mm
▲



60x60cm
polished
▼
8.5mm
▲



LUX | GLX13 Marble Black



60x120cm
polished

▼
9.5mm
▲



60x60cm
polished

▼
8.5mm
▲



LUX | GLX14 Marble Pulpis




60x120cm
polished . matt
▼
9.5mm
▲



60x60cm
polished . matt
▼
8.5mm
▲



LUX | GLX15 Grigio



60x120 cm



60x120cm
polished
▼
9.5mm
▲



60x60cm
polished
▼
8.5mm
▲



LUX | GLX17 Arctic Grey



60x120cm
polished . matt
▼
9,5mm
▲



60x60cm
polished . matt
▼
8,5mm
▲



LUX | GLX76 Velvet White



60x120cm
polished . matt

▼
9.5mm
▲



80x80cm
polished . matt

▼
9.0mm
▲



60x60cm
polished . matt

▼
8.5mm
▲



LUX | GLX77 Alaska White



60x120cm
polished . matt

▼
9.5mm
▲



60x60cm
polished . matt

▼
8.5mm
▲



Natural & Abstract | GNB35 Lavish White



60x120cm
polished
▼
9.5mm
▲



TECHNICAL SPECIFICATIONS

DESCRIPTION	STANDARD TEST	MEASUREMENT UNIT	ISO STANDARD REQUIREMENT	NIRO GRANITE
Length & Width	ISO 10545 -2	mm	±0.6% Max	±0.30% Max
Thickness	ISO 10545 -2	mm	±5.0% Max	±5.0% Max
Sides Straightness	ISO 10545 -2	mm	±0.5% Max	±0.25% Max
Rectangularity	ISO 10545 -2	mm	±0.5% Max	±0.25% Max
Flatness: a) Centre Curvature	ISO 10545 -2	mm	±0.5% Max	±0.20% Max / Max 2.0mm
b) Edge Curvature	ISO 10545 -2	mm	±0.5% Max	±0.20% Max / Max 2.0mm
c) Warpage	ISO 10545 -2	mm	±0.5% Max	±0.20% Max / Max 2.0mm
Surface Quality	ISO 10545 -2	One Major Area of Tiles	≥ 95% free from visible defect	Comply
Water Absorption	ISO 10545 -3	Mass	≤0.5%	≤0.20%
Breaking Strength	ISO 10545 -4	N	≥ 1300 N	≥ 1300 N
Modulus of Rupture	ISO 10545 -4	N/mm ²	≥ 35 N/mm ² Individual ≥ 32 N/mm ²	≥ 35 N/mm ² Individual ≥ 32 N/mm ²
Abrasion Resistance Surfaces Abrasion for glazed tiles	ISO 10545 -7	Visual Check	Manuf. to state abrasion class, cycle and passed	≥ PEI 3 (Dependent on product type)*
Crazing Test (glazed tiles)	ISO 10545 -11	Visual Check	No Sign of Crazing	No Sign of Crazing
Frost Resistance	ISO 10545 -12	Visual Check	Required	No Visible Crack
Chemical Resistance a) Low concentrations	ISO 10545 -13	Visual Check	Manuf. To State	Class A Class B (For Polished Tile)
b) Household chemicals and swimming pool salts	ISO 10545 -13	Visual Check	≥ Class B	Class A Class B (For Polished Tile)
Stain Resistance For glazed tiles	ISO 10545 -14	Visual Check	≥ Class 3	≥ Class 3
Slip Resistance (Excluding Polished, Lappato and Matt Satin finishing)	AS/NZS 4586 App. A	P0 to P5	Manuf. to State	Wet Pendulum: Matt (MP) - P1 (60x120cm & 60x60cm) Matt (MP) - P2 (80x80cm)

The technical specifications is only for rectified tiles. * Refer to test report for specific test result.

Each different tile series are produced to meet different performance requirements. For specific product technical performance, please request from Niro Granite sales team, their agent or distributor.











SIRIM
CERTIFIED TO MS ISO 9001
Registration No. AR 0698

Colour Variations: Since the colour reproduction in this printed piece will vary from the actual tile colours, final selection should be made from tile samples. Colour, shade and glaze variations may exist due to the inherent characteristics of porcelain tile.

Due to the low porosity of porcelain tiles, an Improved High Performance Cementitious adhesive in accordance to BS/EN 12004 & ISO 13007-1 is highly recommended for proper installation. Products that meet this standard are available amongst leading adhesive manufacturers. Please seek expert advice from adhesive manufacturers for proper selection and application.

SHADE VARIATION

 <p>UNIFORM FROM TILE TO TILE</p>	 <p>SLIGHTLY NOTICEABLE FROM TILE TO TILE</p>	 <p>MODERATELY NOTICEABLE FROM TILE TO TILE</p>	 <p>DISTINCTLY NOTICEABLE FROM TILE TO TILE</p>
 <p>UNIFORM FROM TILE TO TILE</p> <p>The range of colours and tones within the same shade is relatively uniform from tile to tile. There is minimal to no difference among pieces from the same production run.</p>	 <p>SLIGHTLY NOTICEABLE FROM TILE TO TILE</p> <p>The range of colours and tones within the same shade is slightly noticeable from tile to tile. There are clearly distinguishable differences in design texture or pattern with similar or slight change in colour tones.</p>	 <p>MODERATELY NOTICEABLE FROM TILE TO TILE</p> <p>The range of colours and tones within the same shade is moderately noticeable from tile to tile. There are clearly distinguishable differences in design texture or pattern.</p>	 <p>DISTINCTLY NOTICEABLE FROM TILE TO TILE</p> <p>The range of colours and tones within the same shade is distinctly different from tile to tile. Random colour and design texture differences can be seen from tile to tile. One tile may have totally different colour from another tile. Final installation can be unique.</p>

ELITE COLLECTION